

Instructions on How to Use Zoom Conference System

Imran Bashir


Vice-Chair

Circuits and Systems Society, Santa Clara Valley Section

July 10th, 2018

Step 1. Register on Eventbrite.

- Only registrants will be sent email with Zoom Conference details one day before the event.



JUL 26

Distinguished Lecturer Seminar by Prof. Gabor C. Temes: "A 13b ENOB Noise-S...

by IEEE SCV CAS

Free

REGISTER

DESCRIPTION

"A 13b ENOB Noise-Shaping SAR ADC with a Two-Capacitor DAC"

Prof. Gabor C. Temes, School of EECS, Oregon State University

IEEE Santa Clara Valley Section

- Circuits and Systems Society (CASS)
- Solid-State Circuits Society(SSCS)

DATE AND TIME

Thu, July 26, 2018

6:00 PM – 8:00 PM PDT

[Add to Calendar](#)

LOCATION

Cypress Semiconductor Corporation

Step 2. Check your email for a message from Eventbrite.

-----Original Appointment-----

From: Imran Bashir

Sent: Thursday,

To: Imran Bashir;

Subject: Testing 123

When: Thursday, July 05, 2018 9:00 PM-10:00 PM (UTC-08:00) Pacific Time (US & Canada).

Where: https://

Meeting password; only used with Zoom App

Click the URL here to start the conference

Hi there,

Imran Bashir is inviting you to a scheduled Zoom meeting.

Join from PC, Mac, Linux, iOS or Android: <https:// URL LINK FOR MEETING>

Password:

Phone # to dial-in and listen to audio. Not necessary if using computer audio!

Or iPhone one-tap :

US: +16468769923,,607744458# or +16699006833,,607744458#

Or Telephone:

Dial(for higher quality, dial a number based on your current location):

US: +1 646 876 9923 or +1 669 900 6833 or +1 855 880 1246 (Toll Free) or +1 877 853 5257 (Toll Free)

Canada: +1 647 558 0588 or +1 855 703 8985 (Toll Free)

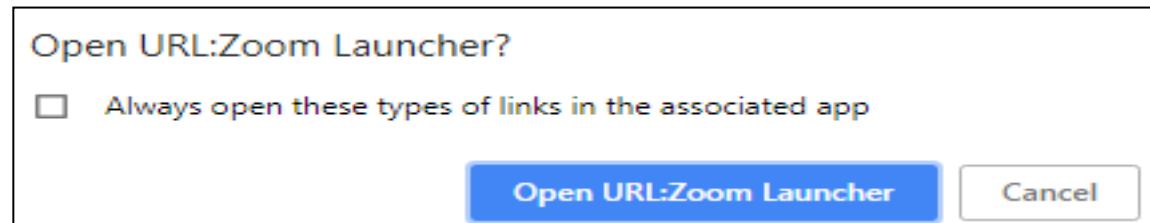
Meeting ID: **999-99-9999**

Meeting ID. Use only if signing in from Zoom App or dialing in on phone.

International numbers available:

Step 3. Option1. Using Zoom Launcher

- Click the URL link in the email before the meeting to start. Click on 'Open URL' from the pop-up and Zoom launcher will start and configure the system. No additional step is required. This is the easiest way to get started.



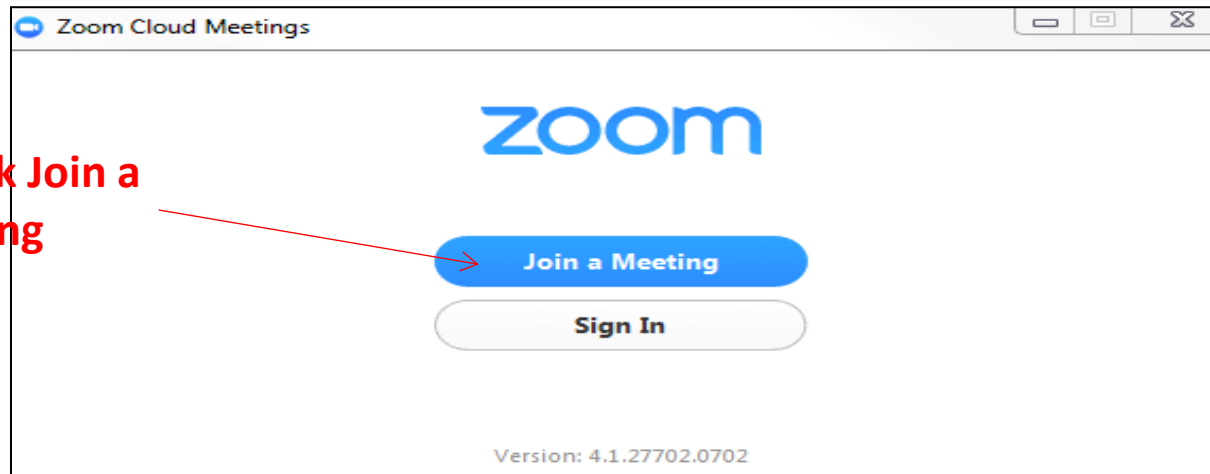
Launching...

Please click **Open Zoom Meetings** if you see the system dialog.

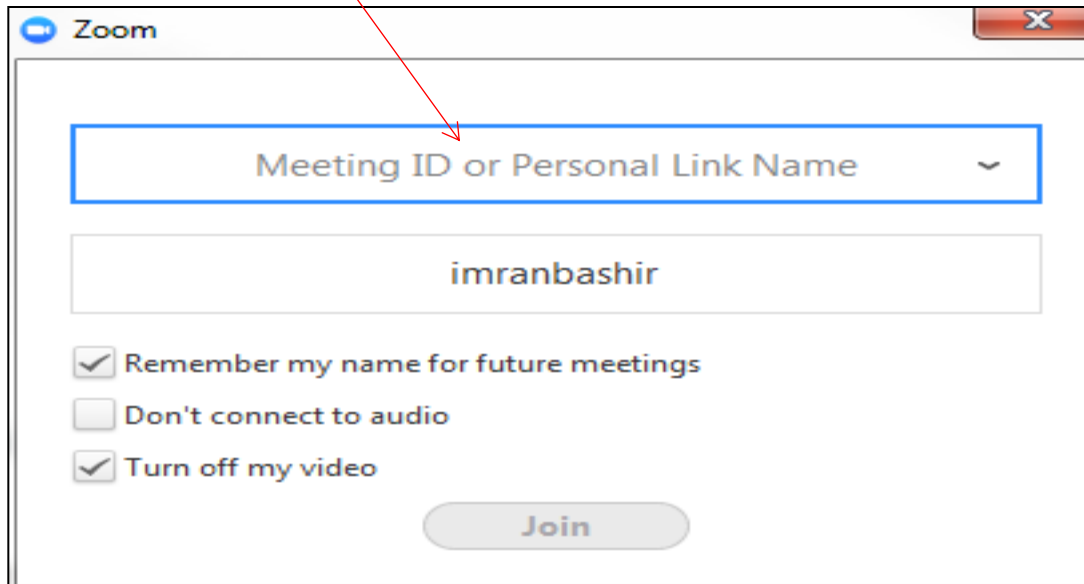
If nothing prompts from browser, [download & run Zoom](#).

Step 3. Option 2. Using Zoom App.

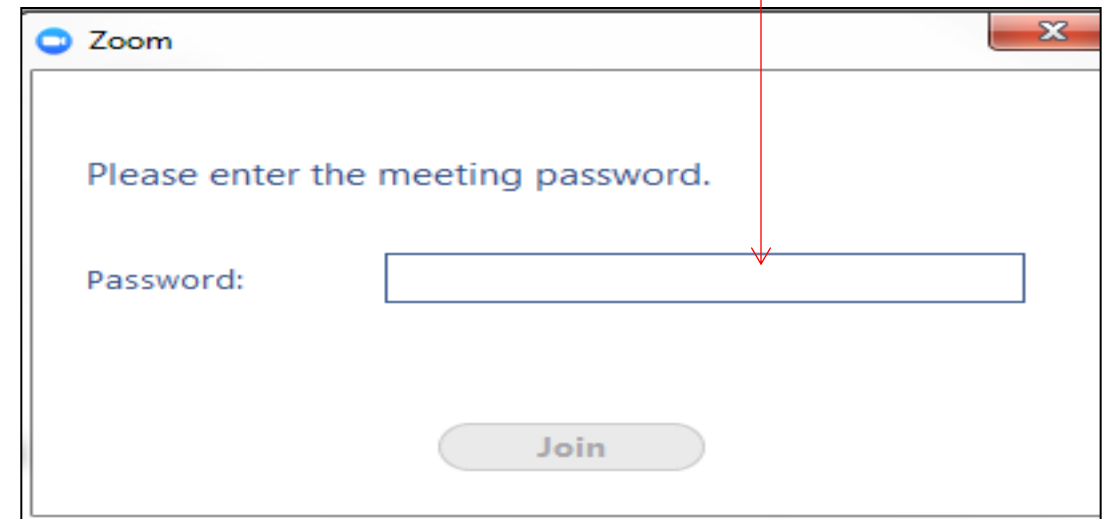
1. Click Join a Meeting



2. Enter meeting # from email here

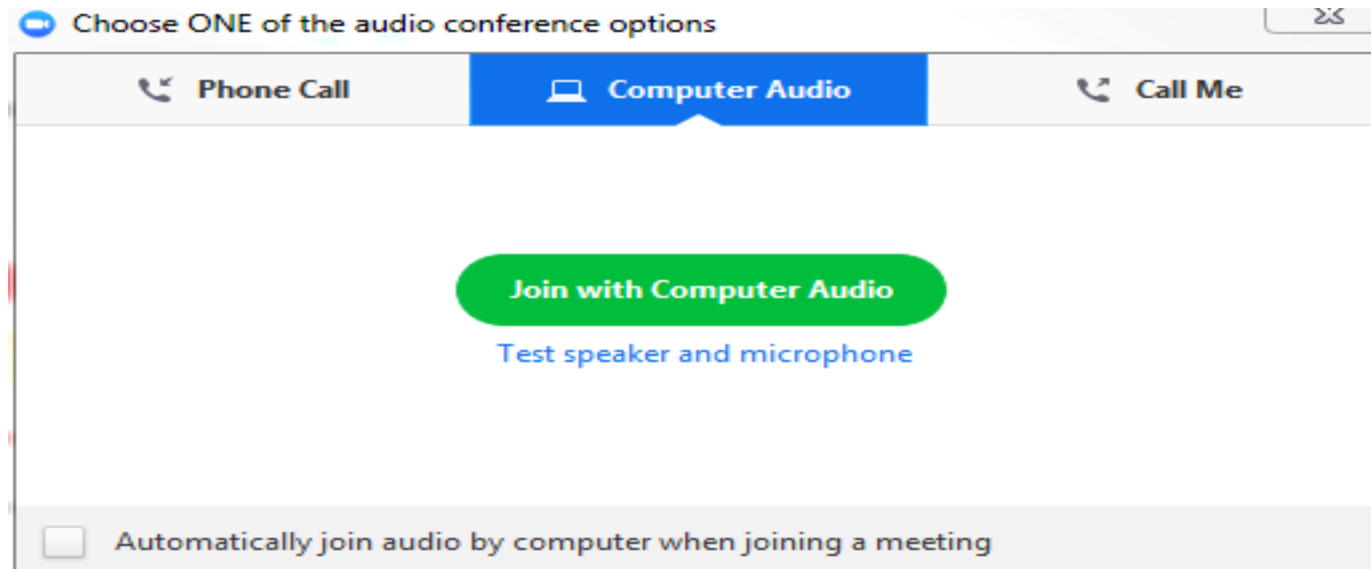


3. Enter password from email



Step 4. Setting Audio option




- Click on 'Join with Computer Audio'



Step 5. Wait for meeting to start.

- You will get the window below. Wait for the host to start the conference at the prescribed time.

Meeting Topic:	Testing 123
Host:	Imran Bashir
Invitation URL:	Copy URL
Participant ID:	32

 Join Audio Computer Audio Connected	 Share	 Invite Others
--	---	---

Step 6. Configure your setup once meeting starts.

The screenshot shows a Zoom meeting in progress. At the top, a status bar indicates "Zoom Meeting ID:" and "You are viewing Imran Bashir's screen". Below this is a PowerPoint presentation with a red ribbon and a slide thumbnail on the left. The Zoom control bar at the bottom includes icons for Unmute, Start Video, Invite, Participants (2), Share, Chat, Record, and Leave Meeting. A Zoom Group Chat window is open on the right, showing a message from "Me to Everyone": "Hi I have a question?".

Unmute your mic! (Arrow pointing to the Unmute icon)

Turn off your video cam! (Arrow pointing to the Start Video icon)

To raise questions, click here. (Arrow pointing to the Chat icon)

Recording is disabled for participants (Arrow pointing to the Record icon)

To exit, click here. (Arrow pointing to the Leave Meeting icon)

Enter questions here. (Arrow pointing to the Zoom Group Chat window)